

## TRS 120VUC 1CO AU

**Weidmüller Interface GmbH & Co. KG**

Klingenbergstraße 26

D-32758 Detmold

Germany

[www.weidmueller.com](http://www.weidmueller.com)

### Product image



Similar to illustration

- 1 CO contact
- Contact material: AgNi 5µm Au
- Unique multi-voltage input from 24 to 230 V UC
- Input voltages from 5 V DC to 230 V UC with coloured marking: AC: red, DC: blue, UC: white

### General ordering data

Version	TERMSERIES, Relay module, Number of contacts: 1, CO contact AgNi gold-plated, Rated control voltage: 120 V UC $\pm 10\%$ , Continuous current: 6 A, Screw connection, Test button available: No
Order No.	<a href="#">1123040000</a>
Type	TRS 120VUC 1CO AU
GTIN (EAN)	4032248905089
Qty.	10 pc(s).

Creation date October 3, 2022 6:40:43 PM CEST

Catalogue status 23.09.2022 / We reserve the right to make technical changes.

## TRS 120VUC 1CO AU

**Weidmüller Interface GmbH & Co. KG**

Klingenbergstraße 26

D-32758 Detmold

Germany

www.weidmueller.com

## Technical data

### Dimensions and weights

Depth	87.8 mm	Depth (inches)	3.457 inch
Height	89.6 mm	Height (inches)	3.528 inch
Width	6.4 mm	Width (inches)	0.252 inch
Net weight	34 g		

### Temperatures

Storage temperature	-40 °C...85 °C	Operating temperature	-40 °C...60 °C
Humidity	5-95% relative humidity, T <sub>u</sub> = 40°C, without condensation		

### Environmental Product Compliance

REACH SVHC	Lead 7439-92-1	SCIP	9e2cbc49-76d9-4611-b8ec-5b4f549a0aa9
------------	----------------	------	--------------------------------------

### Rated data UL

Ambient temperature (operational), max.	60 °C	Connection cross-section AWG, min.	AWG 26
Connection cross-section AWG, max.	AWG 14	Type of conductor	rigid copper conductor, flexible copper conductor
Tightening torque, max.	0.4 Nm	Pollution severity level	2

### Control side

Rated control voltage	120 V UC ± 10 %	Rated current AC	4 mA
Rated current DC	3.5 mA	Power rating	0.48 VA, 420 mW
Pull-in/drop-out voltage, typ.	89 V / 50 V AC 100 V / 57 V DC	Pull-in/drop-out current, typ.	2.7 mA / 1 mA AC 1.9 mA / 0.5 mA DC
Status indicator	Green LED	Protective circuit	Rectifier
Coil voltage of the replacement relay deviating from the rated control voltage	Yes	Coil voltage of the replacement relay	60 V DC

### Load side

Rated switching voltage	250 V AC	Continuous current	6 A
Max. switching frequency at rated load	0.1 Hz	Max. switching voltage, DC	250 V
Inrush current	20 A / 20 ms	AC switching capacity (resistive), max.	1500 VA
DC switching capacity (resistive), max.	144 W @ 24 V	Switch-on delay	≤ 11 ms
Switch-off delay	≤ 40 ms	Contact type	1 CO contact (AgNi gold-plated)
Mechanical service life	5 x 10 <sup>6</sup> switching cycles	Min. switching power	1 mA @ 1 V

### General data

Operating altitude	≤ 2000 m, above sea level	
Rail	TS 35	
Test button available	No	
Mechanical switch position indicator	No	
Colour	black	
UL94 flammability rating component	Component	Housing
	UL94 flammability rating	V-0
	Component	Retaining clip
	UL94 flammability rating	V-0

Creation date October 3, 2022 6:40:43 PM CEST

Catalogue status 23.09.2022 / We reserve the right to make technical changes.

## TRS 120VUC 1CO AU

**Weidmüller Interface GmbH & Co. KG**

Klingenbergstraße 26

D-32758 Detmold

Germany

www.weidmueller.com

## Technical data

### Insulation coordination

Rated voltage	300 V	Pollution severity	2
Surge voltage category	III	Clearance and creepage distances for control side - load side	≥ 6 mm
Dielectric strength for control side - load side	4 kV <sub>eff</sub> / 1 Min.	Type of isolation at input and output	reinforced insulation
Dielectric strength of open contact	1 kV <sub>eff</sub> / 1 min	Dielectric strength to mounting rail	4 kV <sub>eff</sub> / 1 Min.
Impulse withstand voltage	6 kV (1.2/50 μs)	Protection degree	IP20

### Further details of approvals / standards

Standards	IEC 61810-1	Certificate No. (DNVGL)	TAA00001E5
Certificate no. (cULus)	E141197		

### Connection data

Wire connection method	Screw connection	Stripping length, rated connection	8 mm
Tightening torque, max.	0.4 Nm	Clamping range, rated connection	1.5 mm <sup>2</sup>
Clamping range, min.	0.14 mm <sup>2</sup>	Clamping range, max.	2.5 mm <sup>2</sup>
Wire connection cross section AWG, min.	AWG 26	Wire connection cross section AWG, max.	AWG 14
Wire cross-section, solid, min.	0.14 mm <sup>2</sup>	Wire cross-section, solid, max.	2.5 mm <sup>2</sup>
Wire cross-section, solid, min. (AWG)	AWG 26	Wire cross-section, solid, max. (AWG)	AWG 14
Wire connection cross section, finely stranded, min.	0.14 mm <sup>2</sup>	Wire connection cross section, finely stranded, max.	2.5 mm <sup>2</sup>
Wire cross-section, finely stranded, min. (AWG)	AWG 26	Wire cross-section, finely stranded, max. (AWG)	AWG 16
Wire connection cross-section, finely stranded with wire-end ferrules DIN 46228/4, min.	0.25 mm <sup>2</sup>	Wire connection cross-section, finely stranded with wire-end ferrules DIN 46228/4, max.	2.5 mm <sup>2</sup>
Conductor cross-section, flexible, AEH (DIN 46228-1), min.	0.25 mm <sup>2</sup>	Conductor cross-section, flexible, AEH (DIN 46228-1), max.	1.5 mm <sup>2</sup>
Wire connection cross section, finely stranded, two clampable wires, min.	0.5 mm <sup>2</sup>	Wire cross-section, finely stranded, two clampable wires, max.	1 mm <sup>2</sup>
Twin wire-end ferrules, min.	0.5 mm <sup>2</sup>	Twin wire-end ferrules, max.	1 mm <sup>2</sup>
Blade size	size PHO	Gauge to IEC 60947-1	A1, B1

### Classifications

ETIM 6.0	EC001437	ETIM 7.0	EC001437
ETIM 8.0	EC001437	ECLASS 9.0	27-37-16-01
ECLASS 9.1	27-37-16-01	ECLASS 10.0	27-37-16-01
ECLASS 11.0	27-37-16-01	ECLASS 12.0	27-37-16-01

### Approvals

Approvals



ROHS	Conform
UL File Number Search	UL Website
Certificate no. (cULus)	E141197

Creation date October 3, 2022 6:40:43 PM CEST

Catalogue status 23.09.2022 / We reserve the right to make technical changes.

**TRS 120VUC 1CO AU**

**Weidmüller Interface GmbH & Co. KG**  
Klingenbergstraße 26  
D-32758 Detmold  
Germany

[www.weidmueller.com](http://www.weidmueller.com)

**Technical data****Downloads**

Approval/Certificate/Document of Conformity	<a href="#">EU Konformitätserklärung / EU Declaration of Conformity</a>
Engineering Data	<a href="#">CAD data – STEP</a>
Engineering Data	<a href="#">EPLAN, WSCAD, Zuken E3.S</a>
User Documentation	<a href="#">Beipackzettel / Package Insert – multilingual</a>
Catalogues	<a href="#">Catalogues in PDF-format</a>
Brochures	

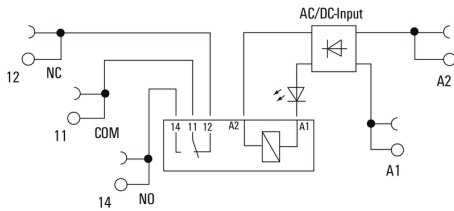
**TRS 120VUC 1CO AU**

**Weidmüller Interface GmbH & Co. KG**  
 Klingenbergstraße 26  
 D-32758 Detmold  
 Germany

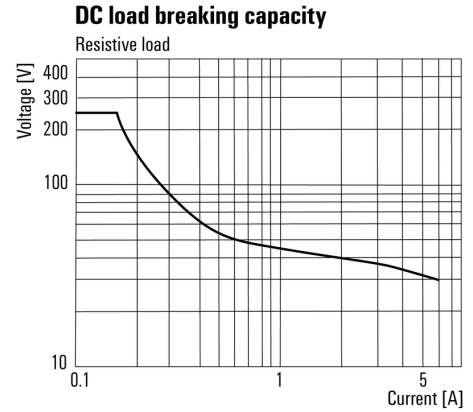
www.weidmueller.com

**Drawings**

**Wiring diagram**

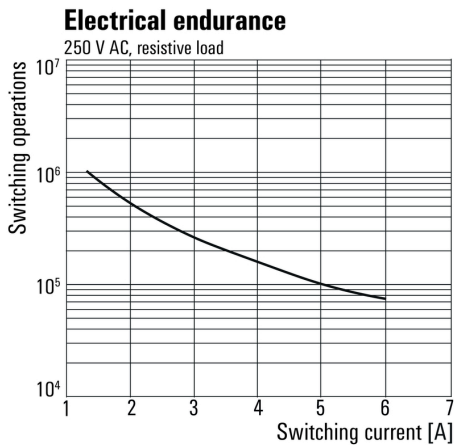


**Graph**



DC load limit curve

**Graph**



Electrical service life 230 V AC resistive load  
 230 V AC resistive load

**Dimensional drawing**



TRS 120VUC 1CO AU

**Weidmüller Interface GmbH & Co. KG**  
 Klingenbergstraße 26  
 D-32758 Detmold  
 Germany

www.weidmueller.com

Drawings

Miscellaneous

**Type code TERMSERIES electromechanical relay versions**



Type codes