


**Data sheet | Item number: 773-332**

Mounting carrier; 773 Series - 2.5 mm<sup>2</sup> / 4 mm<sup>2</sup> / 6 mm<sup>2</sup>; for DIN-35 rail mounting/screw mounting; orange



[www.wago.com/773-332](http://www.wago.com/773-332)



Color: 

**Data**

**Physical data**

Width	18 mm / 0.709 inches
Height	61 mm / 2.402 inches

Subject to changes. Please also observe the further product documentation!

WAGO GmbH & Co. KG  
Hansastr. 27  
32423 Minden  
Phone: +49571 887-0 | Fax: +49571 887-169  
Email: [info.de@wago.com](mailto:info.de@wago.com) | Web: [www.wago.com](http://www.wago.com)

Do you have any questions about our products?  
We are always happy to take your call at +49 (571) 887-44222.



Depth from upper-edge of DIN-rail	26 mm / 1.024 inches
-----------------------------------	----------------------

**Mechanical data**

Mounting type	DIN-35 rail Screw mount
Suitable	for all PUSH WIRE® junction box connectors (773 Series)

**Material data**

Note (material data)	Information on material data can be found here
Color	orange
Fire load	0.255 MJ
Weight	8.5 g

**Environmental requirements**

Continuous operating temperature	105 °C
----------------------------------	--------

**Commercial data**

Product Group	7 (Push Wire Conn.)
eCl@ss 10.0	27-14-11-92
eCl@ss 9.0	27-14-11-92
ETIM 8.0	EC002848
ETIM 7.0	EC002848
PU (SPU)	50 (10) Stück
Packaging type	box
Country of origin VKOrg Germany	DE
GTIN	4044918526524
Customs tariff number VKOrg Germany	39269097900

**Optional accessories****Marking accessories**

Marking strip
---------------

<b>Item no.: 210-834</b>
--------------------------

Marking strips; on reel; 5 mm wide; plain; Self-adhesive; white
---

<a href="http://www.wago.com/210-834">www.wago.com/210-834</a>
--

Subject to changes. Please also observe the further product documentation!



## Downloads

### Documentation

#### Bid Text

773-332 X81 - Datei	Feb 19, 2019	xml 2.6 kB	Download
------------------------	--------------	---------------	----------

773-332 doc - Datei	May 17, 2017	doc 24.1 kB	Download
------------------------	--------------	----------------	----------

ausschreiben.de 773-332		URL	Download
-------------------------	--	-----	----------

#### Additional Information

Technical Section Technical explanations		pdf 2.2 MB	Download
---	--	---------------	----------

## CAD/CAE-Data

### CAE data

EPLAN Data Portal 773-332		URL	Download
---------------------------	--	-----	----------

ZUKEN Portal 773-332		URL	Download
----------------------	--	-----	----------

WSCAD Universe 773-332		URL	Download
------------------------	--	-----	----------

### CAD data

2D/3D Models 773-332		URL	Download
----------------------	--	-----	----------

## Environmental Product Compliance


### Compliance Search

Environmental Product Compliance 773-332 Mounting carrier; 773 Series - 2.5 mm <sup>2</sup> / 4 mm <sup>2</sup> / 6 mm <sup>2</sup> ; for DIN-35 rail mounting /screw mounting; orange		URL	Download
---	--	-----	----------


Subject to changes. Please also observe the further product documentation!

## Installation Notes

### Installation



Snap the mounting carrier onto the DIN-rail.



Use the cover as an end plate.



Remove the mounting carrier from the DIN-rail.

### Application

---

Subject to changes. Please also observe the further product documentation!



A mounting carrier (see accessories) suits applications where the connectors must be marked and secured in position. The DIN-35 rail-mount carrier fits up to two connectors and can also be mounted on a flat surface using two screws.

Using this connector carrier, a large range of wiring applications can be achieved in distribution or junction boxes. To mention just a few: potential multiplication and changing from or to 6 mm<sup>2</sup> (10 AWG) conductor size.

Subject to changes. Please also observe the further product documentation!