



Opaque Cover

Type 4X



CONFIGURATION
Stainless steel hinged, latched down cover



HWT Construction

Material	SolarGuard® – Hot compression molded fiberglass reinforced polyester, hand layup FRP
Gasket	Poured polyurethane seamless gasket provides watertight, dust-tight environmental seal
Stainless Steel Hardware	300 Series stainless used on all hardware
Mounting Bosses	Panel mounting capability for fixed rear panel
Metal Inserts	All bosses utilize threaded brass inserts accepting 3/8"-16 screws
Soft Edge Design	Rounded edges, minimal protrusions or exposed pocket areas for assembly of dust and debris
Color	Available standard glacier grey (PMS 428C)

HWT Modifications

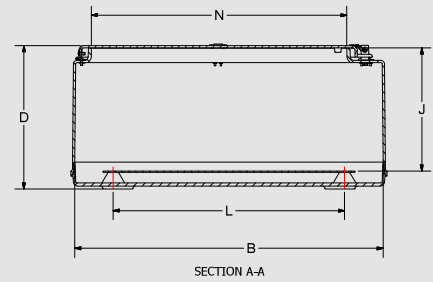
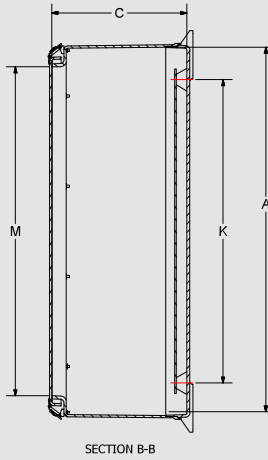
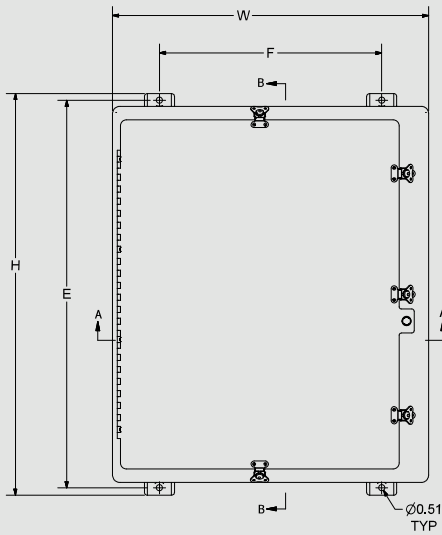
Custom Colors	pg. 21-22
Silk Screening	pg. 21-22
EMI/RFI Shielding	pg. 21-22
Custom Window	pg. 21-22
Custom Cutouts/Holes	pg. 21-22

HWT Industry Standards

NEMA 250, UL Listed UL50, UL50e, UL508A	File E64358 Type 1, 3, 3R, 4X, 12
CSA Std C22.2	File LR069014 Type 1, 3, 3R, 4X, 12
IEC 60529	File E362920 IP66
UL 1741	File E333478
Temperature Range	(-76°F to +274°F) (-60°C to +134°C)
Flammability Rating	UL94-5V
Impact Rating	IK 10
Self Extinguishing	Non-halogenated, non-flame propagating
Chemical Resistance	Full chemical resistance charts listed in appendix
NFPA No. 101 Flame Spread	Class A (1)
Outdoor Exposure UL746C	(f1) Rated

HWT Accessories

PANELS	Aluminum	BP_AL	pg. 178
	Fiberglass	BP_FG	pg. 178
	Stainless Steel	BP_SS	pg. 178
	Carbon Steel	BP_CS	pg. 178
ACCESSORIES	Dead Front Panels		pg. 180-181
	Drain & Breather Vents		pg. 185
	Hole Plugs		pg. 187
	Assorted Hubs and Cord Grips		pg. 188-189
	All Other Accessories		pg. 184-194



- NOTES:
1. CATALOG DRAWING IS FOR REFERENCE ONLY
 2. SEE ACTUAL PART DRAWING FOR SPECIFIC DESIGN
 3. DIMENSION "J" IS WITH 0.105" THICK BACK PANEL INSTALLED
 4. BACK PANEL SOLD SEPARATELY

SCREW SIZES & TORQUE VALUES

PRODUCT SIZES	BACK PANEL SCREW SIZE	BACK PANEL RECOMMENDED TORQUE	COVER SCREW SIZE	RECOMMENDED MOUNTING FLANGE TORQUE
N1610 up to N4836	#3/8-16 x 1/2 Hex Bolt	28 - 32 in-lbs	N/A	80 in-lbs max
All made to order	#3/8-16 Stud	28 - 32 in-lbs	N/A	80 in-lbs max

N Series – Opaque Cover

CATALOG NUMBER	OVERALL H X W X D	INSIDE A X B X C	MOUNTING E X F	J	K	L	ENCLOSURE OPENING M X N	NO. OF LATCHES	SHIP WEIGHT	PANEL NUMBER
N16107HWT N16107FHLWT	18.75 x 10.96 x 9.03 (476 x 278 x 229)	15.92 x 10.27 x 8.53 (404 x 261 x 217)	17.50 x 7.00 (444 x 178)	7.8 (198)	12 (305)	7.5 (191)	13.14 x 6.00 (334 x 152)	2	10.7 lbs.	BP1610**
N20166HWT N20166FHLWT	22.75 x 16.87 x 7.77 (578 x 429 x 197)	19.70 x 16.04 x 7.24 (500 x 407 x 184)	21.50 x 10.12 (546 x 257)	6.26 (159)	15.25 (387)	11.25 (286)	16.75 x 12.19 (425 x 310)	2	17.6 lbs.	BP2016**
N20168HWT N20168FHLWT N20168RT N20168FHLRT	22.75 x 16.87 x 10.27 (578 x 429 x 261)	19.70 x 16.04 x 9.24 (500 x 407 x 235)	21.50 x 10.12 (546 x 257)	8.26 (210)	15.25 (387)	11.25 (286)	16.75 x 12.19 (425 x 310)	2	19.7 lbs.	BP2016**
N201610HWT N201610RT	22.75 x 16.87 x 12.27 (578 x 429 x 312)	19.70 x 16.04 x 11.24 (500 x 407 x 286)	21.50 x 10.12 (546 x 257)	10.26 (261)	15.25 (387)	11.25 (286)	16.75 x 12.19 (425 x 310)	2	23 lbs.	BP2016**
N201612HWT N201612RT	22.75 x 16.87 x 14.27 (578 x 429 x 362)	19.70 x 16.04 x 13.24 (500 x 407 x 336)	21.50 x 10.12 (546 x 257)	12.26 (312)	15.25 (387)	11.25 (286)	16.75 x 12.19 (425 x 310)	2	23.5 lbs.	BP2016**
N201616HWT*	22.75 x 16.87 x 17.52 (578 x 429 x 445)	19.70 x 16.04 x 16.99 (500 x 407 x 432)	21.50 x 10.12 (546 x 257)	16.01 (407)	15.25 (387)	11.25 (286)	16.75 x 12.19 (425 x 310)	2	25 lbs.	BP2016**
N20208HWT* N20208*	23.50 x 20.50 x 9.69 (597 x 521 x 246)	20.25 x 20.25 x 8.88 (514 x 514 x 225)	22.25 x 14.50 (565 x 368)	7.88 (200)	15.25 (387)	15.25 (387)	17.00 x 16.00 (432 x 406)	2	26 lbs.	BP2020**
N24126HWT N24126WT	26.95 x 13.72 x 7.98 (685 x 348 x 203)	24.00 x 12.87 x 7.33 (610 x 327 x 186)	25.75 x 6.25 (654 x 159)	6.33 (161)	19.25 (489)	7.25 (184)	21.00 x 8.37 (533 x 213)	2 4	26 lbs.	BP2412**

All measures are in inches, items in parentheses are in millimeters.



*Made to order.



**Panel sold separately



N Series – Opaque Cover

CATALOG NUMBER	OVERALL H X W X D	INSIDE A X B X C	MOUNTING E X F	J	K	L	ENCLOSURE OPENING M X N	NO. OF LATCHES	SHIP WEIGHT	PANEL NUMBER
N241210HWT N241210FHLWT N241210RT	26.95 x 13.72 x 12.49 (685 x 348 x 317)	24.00 x 12.87 x 11.33 (610 x 327 x 288)	25.75 x 6.25 (654 x 159)	10.33 (262)	19.25 (489)	7.25 (184)	21.00 x 8.37 (533 x 213)	2	25 lbs.	BP2412**
N24208HWT N24208FHLWT N24208WT N24208RT N24208FHLRT N24208	27.00 x 21.24 x 9.90 (686 x 539 x 252)	24.05 x 20.39 x 9.25 (611 x 518 x 235)	25.75 x 14.00 (654 x 356)	8.25 (209)	19.25 (489)	15.25 (387)	21.25 x 16.00 (540 x 406)	2 2 6 4 4 2	32 lbs.	BP2420**
N242010HWT* N242010RT* N242010*	27.00 x 21.24 x 11.90 (686 x 539 x 302)	24.05 x 20.39 x 11.25 (611 x 518 x 286)	25.75 x 14.00 (654 x 356)	10.25 (209)	19.25 (489)	15.25 (387)	21.25 x 16.00 (540 x 406)	2 4 2	37 lbs.	BP2420**
N242410HWT N242410FHLWT N242410WT N242410RT N242410FHLRT N242410	27.00 x 25.24 x 11.90 (686 x 641 x 302)	24.05 x 24.39 x 11.25 (611 x 619 x 286)	25.75 x 17.87 (654 x 454)	10.25 (260)	19.25 (489)	19.25 (489)	21.25 x 20.00 (540 x 508)	2 2 6 4 4 2	38.5 lbs.	BP2424**
N242412HWT* N242412WT* N242412RT* N242412FHLRT* N242412*	27.00 x 25.24 x 13.90 (686 x 641 x 353)	24.05 x 24.39 x 13.25 (611 x 619 x 336)	25.75 x 17.87 (654 x 454)	12.25 (311)	19.25 (489)	19.25 (489)	21.25 x 20.00 (540 x 508)	2 2 6 4 2	42.1 lbs.	BP2424**
N30206HWT N30206FHLWT N30206RT N30206FHLRT N30206	32.86 x 20.99 x 7.89 (835 x 533 x 200)	29.90 x 20.14 x 7.23 (760 x 511 x 184)	30.75 x 14.25 (806 x 362)	6.23 (158)	25.25 (641)	15.25 (387)	27.00 x 16.50 (686 x 419)	2 2 5 5 2	34 lbs.	BP3020**
N30208HWT N30208FHLWT N30208WT N30208RT N30208FHLRT N30208	32.86 x 20.99 x 9.89 (835 x 533 x 251)	29.90 x 20.14 x 9.23 (760 x 511 x 234)	31.75 x 14.25 (806 x 362)	8.23 (209)	25.25 (641)	15.25 (387)	27.00 x 16.50 (686 x 419)	2 2 8 5 5 2	37 lbs.	BP3020**
N302010HWT N302010RT N302010FHLRT N302010	32.86 x 20.99 x 11.89 (835 x 533 x 302)	29.90 x 20.14 x 11.23 (760 x 511 x 285)	31.75 x 14.25 (806 x 362)	10.23 (260)	25.25 (641)	15.25 (387)	27.00 x 16.50 (686 x 419)	2 2 5 2	39 lbs.	BP3020**
N302012HWT* N302012WT* N302012*	32.86 x 20.99 x 13.89 (835 x 533 x 353)	29.90 x 20.14 x 13.23 (760 x 511 x 336)	31.75 x 14.25 (806 x 362)	12.23 (311)	25.25 (641)	15.25 (387)	27.00 x 16.50 (686 x 419)	8 5 2	42.2 lbs.	BP3020**
N302014HWT* N302014FHLWT* N302014*	32.86 x 20.99 x 15.89 (835 x 533 x 404)	29.90 x 20.14 x 15.23 (760 x 511 x 387)	31.75 x 14.25 (806 x 362)	14.23 (361)	25.25 (641)	15.25 (387)	27.00 x 16.50 (686 x 419)	5 5 2	44 lbs.	BP3020**

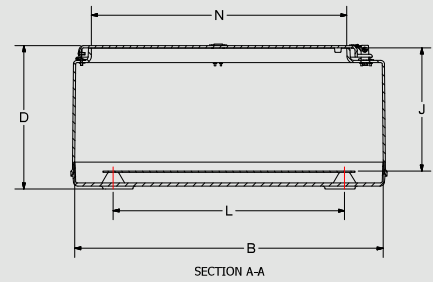
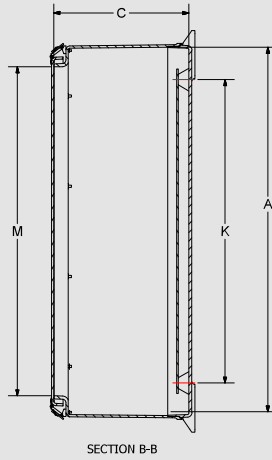
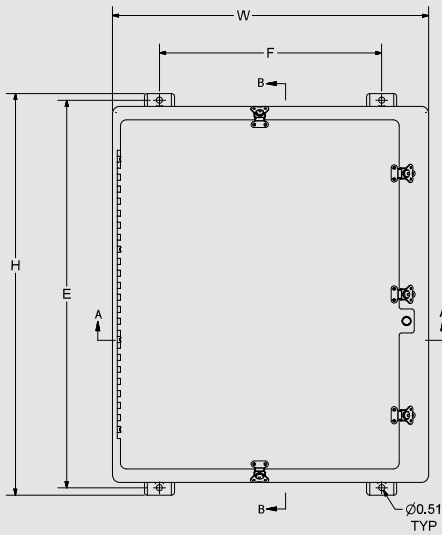
All measures are in inches, items in parentheses are in millimeters.



*Made to order.



**Panel sold separately



- NOTES:
 1. CATALOG DRAWING IS FOR REFERENCE ONLY
 2. SEE ACTUAL PART DRAWING FOR SPECIFIC DESIGN
 3. DIMENSION "J" IS WITH 0.105" THICK BACK PANEL INSTALLED
 4. BACK PANEL SOLD SEPARATELY

SCREW SIZES & TORQUE VALUES

PRODUCT SIZES	BACK PANEL SCREW SIZE	BACK PANEL RECOMMENDED TORQUE	COVER SCREW SIZE	RECOMMENDED MOUNTING FLANGE TORQUE
N1610 up to N4836	#3/8-16 x 1/2 Hex Bolt	28 - 32 in-lbs	N/A	80 in-lbs max
All made to order	#3/8-16 Stud	28 - 32 in-lbs	N/A	80 in-lbs max

N Series – Opaque Cover

CATALOG NUMBER	OVERALL H X W X D	INSIDE A X B X C	MOUNTING E X F	J	K	L	ENCLOSURE OPENING M X N	NO. OF LATCHES	SHIP WEIGHT	PANEL NUMBER
N30247HWT	33.41 x 26.32 x 8.81	30.46 x 25.47 x 8.12	32.25 x 18.50	7.12	25.25	19.25	27.38 x 21.25	2	46.3 lbs.	BP3024**
N30247FHLWT	(849 x 668 x 224)	(774 x 647 x 206)	(819 x 470)	(181)	(641)	(489)	(695 x 540)	8		
N30247WT								5		
N30247RT								5		
N30247								2		
N302410HWT	33.41 x 26.32 x 11.95	30.46 x 25.47 x 11.27	32.25 x 18.50	10.27	25.25	19.25	27.38 x 21.25	2	52.2 lbs.	BP3024**
N302410FHLWT	(849 x 668 x 304)	(774 x 647 x 286)	(819 x 470)	(261)	(641)	(489)	(695 x 540)	2		
N302410RT								5		
N302410FHLRT								5		
N302410								2		
N302412HWT	33.41 x 26.32 x 13.79	30.46 x 25.47 x 13.10	32.25 x 18.50	12.1	25.25	19.25	27.38 x 21.25	2	52 lbs.	BP3024**
N302412FHLWT	(849 x 668 x 350)	(774 x 647 x 333)	(819 x 470)	(307)	(641)	(489)	(695 x 540)	2		
N302412RT								5		
N302412FHLRT								5		
N302412								2		
N302414HWT*	33.41 x 26.32 x 15.79	30.46 x 25.47 x 15.10	32.25 x 18.50	14.1	25.25	19.25	27.38 x 21.25	2	56 lbs.	BP3024**
N302414FHLWT*	(849 x 668 x 401)	(774 x 647 x 384)	(819 x 470)	(358)	(641)	(489)	(695 x 540)	8		
N302414WT*								5		
N302414RT*								5		
N302414*								2		
N302416HWT*	33.41 x 26.32 x 17.79	30.46 x 25.47 x 17.10	32.25 x 18.50	16.1	25.25	19.25	27.38 x 21.25	2	56 lbs.	BP3024**
N302416FHLWT*	(849 x 668 x 452)	(774 x 647 x 434)	(819 x 470)	(409)	(641)	(489)	(695 x 540)	5		
N302416RT*								5		
N302416*								5		
								2		

All measures are in inches, items in parentheses are in millimeters.
 Note: Mounting hole dimension is .50 inches.



*Made to order.



**Panel sold separately

N Series, WM



N Series – Opaque Cover

CATALOG NUMBER	OVERALL H X W X D	INSIDE A X B X C	MOUNTING E X F	J	K	L	ENCLOSURE OPENING M X N	NO. OF LATCHES	SHIP WEIGHT	PANEL NUMBER
N302422HWT*	33.41 x 26.32 x 22.79 (849 x 668 x 579)	30.46 x 25.47 x 21.10 (774 x 647 x 536)	32.25 x 18.50 (819 x 470)	21.1 (536)	25.25 (641)	19.25 (489)	27.38 x 21.25 (695 x 540)	5	67 lbs.	BP3024**
N36308HWT	39.31 x 32.50 x 10.05 (999 x 826 x 255)	36.31 x 31.69 x 9.36 (922 x 805 x 238)	38.13 x 23.88 (968 x 606)	8.36 (212)	31.25 (794)	25.25 (641)	33.25 x 27.25 (845 x 692)	3	64.9 lbs.	BP3630**
N36308FHLWT								5		
N36308RT								5		
N36308								3		
N363010HWT	39.31 x 32.50 x 12.05 (999 x 826 x 306)	36.31 x 31.69 x 11.36 (922 x 805 x 289)	38.13 x 23.88 (968 x 606)	10.36 (263)	31.25 (794)	25.25 (641)	33.25 x 27.25 (845 x 692)	3	69 lbs.	BP3630**
N363010FHLWT								5		
N363010RT								5		
N363010										
N363012HWT	39.31 x 32.50 x 14.05 (999 x 826 x 357)	36.31 x 31.69 x 13.36 (922 x 805 x 339)	38.13 x 23.88 (968 x 606)	12.36 (314)	31.25 (794)	25.25 (641)	33.25 x 27.25 (845 x 692)	3	71.6 lbs.	BP3630**
N363012FHLWT								8		
N363012WT								5		
N363012RT								5		
N363012										
N363016HWT*	39.31 x 32.50 x 18.58 (999 x 826 x 472)	36.31 x 31.69 x 17.39 (922 x 805 x 442)	38.13 x 23.88 (968 x 606)	16.39 (416)	31.25 (794)	25.25 (641)	33.25 x 27.25 (845 x 692)	3	75.4 lbs.	BP3630**
N363016FHLWT*								5		
N363016RT*								5		
N363016*								3		
N363023HWT*	39.31 x 32.25 x 25.08 (999 x 819 x 637)	36.31 x 31.69 x 24.40 (922 x 805 x 620)	38.13 x 23.88 (968 x 606)	23.4 (594)	31.25 (794)	25.25 (641)	33.25 x 27.25 (845 x 692)	5	82 lbs.	BP3630**
N363613HWT*	39.50 x 36.50 x 15.06 (1003 x 927 x 383)	36.25 x 36.25 x 14.50 (921 x 921 x 368)	38.25 x 28.50 (972 x 724)	13.50 (343)	29 (737)	31 (787)	32.00 x 32.00 (813 x 813)	3	81 lbs.	BP3636**
N363613FHLWT*								3		
N363613RT*								9		
N363613FHLRT*								9		
N363613*								9		
N483612RT	51.29 x 36.62 x 13.93 (1303 x 930 x 354)	48.33 x 36.22 x 13.25 (1228 x 920 x 336)	50.12 x 28.50 (1273 x 724)	12.25 (311)	21.63 (549)	31.25 (794)	45.25 x 32.00 (1149 x 813)	3	96 lbs.	BP4836**
N483612FHLWT								10		
N483612HWT								10		
N483612								3		
N483616RT	51.29 x 36.62 x 17.93 (1303 x 930 x 456)	48.33 x 32.22 x 17.25 (1228 x 920 x 438)	50.12 x 28.50 (1273 x 724)	16.25 (413)	21.63 (549)	31.25 (794)	45.25 x 32.00 (1149 x 813)	3	109 lbs.	BP4836**
N483616FHLWT								10		
N483616HWT								10		
N483616								3		
N602418RT*	63.75 x 24.50 x 20.12 (1619 x 622 x 511)	60.38 x 36.13 x 19.44 (1533 x 918 x 493)	62.50 x 16.75 (1587 x 425)	18.44 (468)	27.63 (702)	19.25 (489)	57.25 x 20.00 (1454 x 508)	9	175 lbs.	BP6024**
N602418HWT*								9		
N603612RT*	64.00 x 36.50 x 14.12 (1627 x 927 x 359)	60.62 x 36.13 x 13.44 (1540 x 918 x 441)	62.75 x 28.75 (1594 x 730)	12.44 (316)	27.63 (702)	31.25 (794)	57.25 x 32.00 (1454 x 813)	3	125 lbs.	BP6036**
N603612FHLWT*								11		
N603612HWT*								11		
N603612*								3		
N603616RT*	64.00 x 36.50 x 18.12 (1627 x 927 x 460)	60.62 x 36.13 x 17.44 (1540 x 918 x 443)	62.75 x 28.75 (1594 x 730)	16.44 (418)	27.63 (702)	31.25 (794)	57.25 x 32.00 (1454 x 813)	3	130 lbs.	BP6036**
N603616FHLWT*								11		
N603616HWT*								11		
N603616*								3		
N603624HWT*	63.75 x 36.50 x 26.12 (1619 x 927 x 663)	60.38 x 36.13 x 25.44 (1533 x 918 x 646)	62.50 x 28.75 (1587 x 730)	24.44 (621)	27.63 (702)	31.25 (794)	57.25 x 32.00 (1454 x 813)	11	140 lbs.	BP6036**

All measures are in inches, items in parentheses are in millimeters.
 Note: Mounting hole dimension is .50 inches.



*Made to order.



**Panel sold separately